


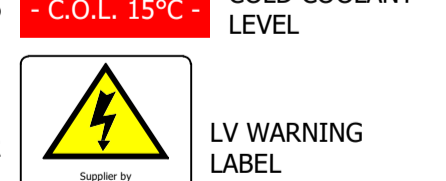
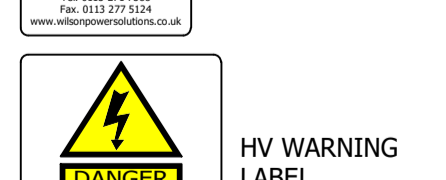

GENERIC LV CABINET SHOWN
FINAL DESIGN MAY REQUIRE SEPARATION
FROM THE TX FOR TRANSPORTATION



TRANSFORMER WEIGHT & VOLUME		
CORE AND WINDING	kg	1700
TANK AND FITTING	kg	760
COOLING LIQUID VOLUME	L	1000
COOLING LIQUID WEIGHT	kg	815
TOTAL TX WEIGHT	kg	3275
ADDITIONS TO THE TRANSFORMER WEIGHT		
RN2d RMU WEIGHT	Kg	300
LV CABINET WEIGHT	kg	----

500kVA	ELECTRICAL RATINGS				
	No Load Voltage Ratio at Normal Tap	HV Tappings	Vector Group	Frequency	Full-Load Current at Normal Tap
11000 / 415V	+7.5 to -5.0% in 2.5% INCREMENTS	Dyn11	50Hz	26.2A	695.6A
Design Impedance at Normal Tap	No Load Losses at rated Voltage & Frequency	Full Load Losses at rated Current & at 75°C Temp.	Temp. Rise above Ambient 40°C		
4.75%	270W	3330W	in Oil by Therm.	in Wdg. by Res.	
60°C	65°C				
GENERAL NOTES					
1 ALL DIMENSIONS ARE IN 'mm'.					
2 ALL DIMENSIONS/WEIGHTS ARE SUBJECT TO ± 10% TOLERANCE.					
3 ELECTRONIC SCALE - 1:1 (ONLY WRITTEN DIMENSIONS TO BE FOLLOWED).					
4 TOLERANCE ON IMPEDANCE PER IEC:60076.					
5 PAINT SHADE.: 632 AS PER BS:381C (SEMI GLOSS) TO ISO12944 - MIN C4 SPEC.					
6 O/ALL DIM IS SUBJECT TO EQUIPMENT DOOR OPENING DISTANCES					
7					
8					
9					

ESSENTIAL LABELS

- ITEM 10  TAP CHANGER WARNING LABEL
- ITEM 6  COLD COOLANT LEVEL
- ITEM 2  LV WARNING LABEL
- ITEM 1  HV WARNING LABEL

ITEM	QTY	DESCRIPTION
14	1	DRAIN VALVE (25NB) with MALE PLUG
13	4	JACKING PADS
12	1	RATING & DIAGRAM PLATE (SS)
11	4	TRANSFORMER LIFTING LUGS
10	1	OFF-CIRCUIT TAP SWITCH (6-Position & Padlockable)
9	2	THERMOMETER POCKET (3/4" BSP MALE THREAD)
8	1	OIL FILLING PIPE WITH FLANGED COVER
7	1	TOP COVER with LIFTING LUGS (x2)
6	1	OIL LEVEL GAUGE (with 15°) COLD OIL LEVEL MARK
5	1	AIR VENT PIPE (3/4") FOR DEHYDRANT BREATHER
4	2	EARTHING TERMINAL (FLAT TYPE suitable for M12 Bolt)
3	1	TRANSFORMER BASE (SKID TYPE) c/w HAULAGE HOLES & BRACING
2	1	LV CABINET, BOTTOM ENTRY, GENERIC MODEL - SUBJECT TO CHANGE (FACING-'F', BS:2562)
1	1	HV RMU - 11kV, 200A, GCB, 630A BUS [Schneider RN2d-Tx/21] x PROTECTION, (FACING-'E' BS:2526)

IF IN DOUBT - ASK. REMOVE ALL SHARP EDGES. DO NOT SCALE. DRAWING NOT TO SCALE

REV	REV BY	VERIFIED	APPROVED	DESCRIPTION

REVISION DESCRIPTION	REV	PROJECT	DRAWING TITLE
ORIGINAL	00	CUSTOMER	GENERAL ARRANGEMENT DRAWING FOR 500kVA WILSON e3 ECOTRANS ULTRA LOW LOSS 11000/415V, 50Hz, Dyn11, ONAN/KNAN AL WOUND DISTRIBUTION TRANSFORMER LV CABINET & RN2d
REV. BY: M.WRIGHT	DATE: 10-OCT-2019	S.O. NUMBER	
VERIFIED:		P.O. NUMBER	
APPROVED:		W.O. NUMBER	

PARTS LIST		WILSON POWER SOLUTIONS	
DRAWN BY: M.WRIGHT	DATE: 09/10/2019	DRG NO: WPS-E3-315-AL-A007	
<p>Wilson Power Solutions Ltd. Westland Square, Leeds, West Yorkshire LS11 5SS, United Kingdom Tel: +44 (0) 113 271 7588 Fax: +44 (0) 113 277 5124 web: www.wilsonpowersolutions.co.uk email: info@wilsonpowersolutions.co.uk</p>			